

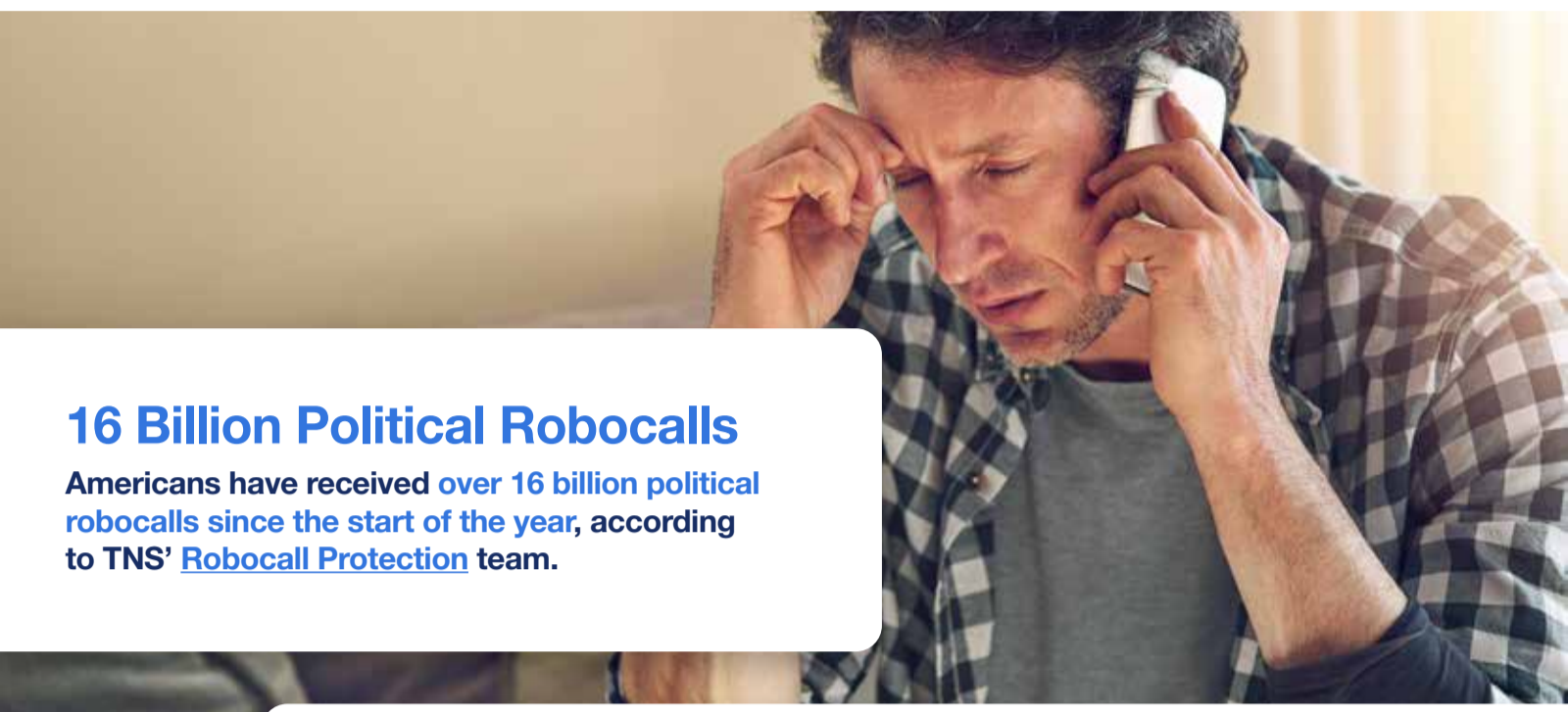


Evolving Landscape of Political Robocalls: TNS Q1 2024 Robocall Investigation Report Out Now

TNS Q1 2024 Robocall Investigation Report focuses exclusively on political robocalls in the US and shows a surge in volume in key swing states throughout the primary election. The extent to which bad actors are focused on impacting election outcomes and targeting voters with fundraising and donation scams reveals an evolving landscape of political robocalls ahead of the Presidential election in November. Download the report to find out more.

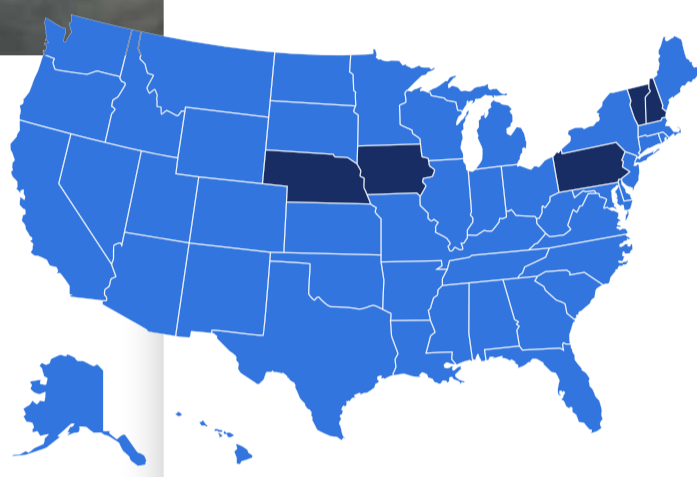
[Download](#) the report to learn more.

Political Robocalls Surged in Key Battleground States



16 Billion Political Robocalls

Americans have received over 16 billion political robocalls since the start of the year, according to TNS' [Robocall Protection](#) team.

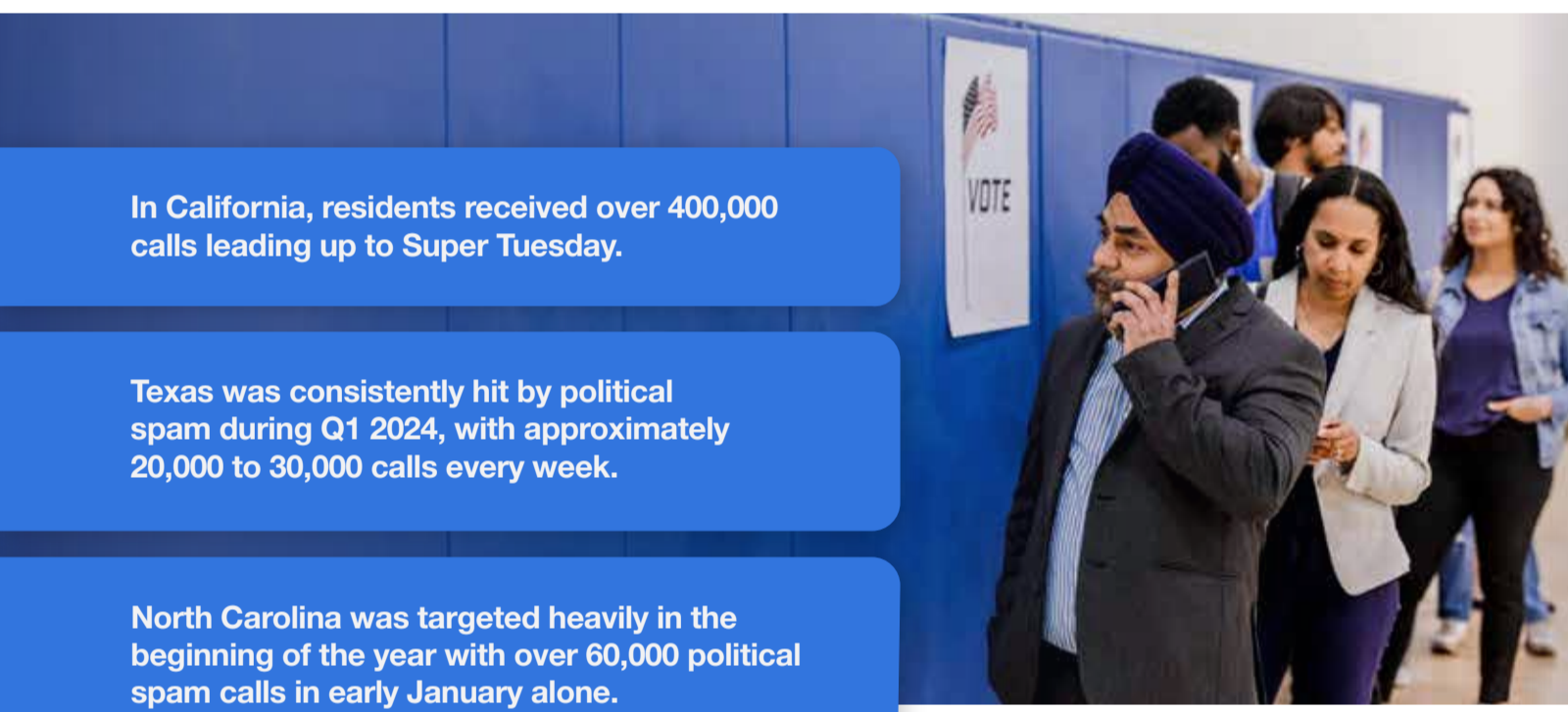


Top Five States with the Most Political Robocalls

The following states ranked in the top five for the most political robocalls received per capita year-to-date:

- Iowa
- New Hampshire
- Vermont
- Pennsylvania
- Nebraska

Highlights from Super Tuesday



In California, residents received over 400,000 calls leading up to Super Tuesday.

Texas was consistently hit by political spam during Q1 2024, with approximately 20,000 to 30,000 calls every week.

North Carolina was targeted heavily in the beginning of the year with over 60,000 political spam calls in early January alone.

The top scam categories included **illegitimate political campaign donations, fake elections surveys and polls, and vote-by-phone fraud.**

Deceptive Tactics Leveraging AI




In the week before the New Hampshire primary in January, voters received nearly 900,000 robocalls.

This included an AI deepfake of President Biden's voice telling them to stay home and not vote.

AI is expected to continue to factor prominently in election disinformation attempts, despite aggressive policy, regulatory, carrier and industry efforts underway to protect Americans.

About TNS Robocall Report Data



1.5 Billion Call Events

With 30 years of call identification experience, TNS handles over 1.5 billion daily call events from over 500 operators.

150 Service Providers

TNS directly supports more than 150 service providers in North America and serves four of the top seven US carriers and two of the top four wireless providers.

300 Million Subscribers

With nearly 300 million active subscribers, TNS has superior access to the most amount of cross-carrier call events.

TNS Q1 2024 Robocall Investigation Report is available to [download](#) now.

tnsi.com/tns-robocall-investigation-report

